

TRUMPET DIATONICS

a poetic training in Music Literacy

Book of Pedals



JC HEISLER

Book of Pedals
Trumpet Diatonics ©

By JC Heisler

Copyright © 2020 by John-Curtis J. Heisler

All rights reserved. No part of this publication may be reproduced, distributed, or transmitted in any form or by any means, including photocopying, recording, or other electronic or mechanical methods, without the prior written permission of the publisher, except in the case of brief quotations embodied in critical reviews and certain other noncommercial uses permitted by copyright law. For permission requests, write to the publisher, addressed “Attention: Permissions Coordinator,” at the address below.

www.trumpetdiatonics/contact.com

Table of Contents

Who Pedals #1	1-2
Who Pedals #2	3-5
Who Pedals #2a	6-8
Silent Night Pedals	9-12

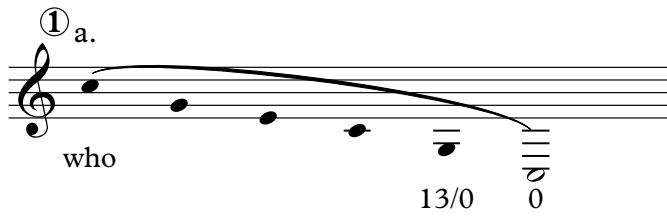

Trumpet Diatonics



Who Pedals #1



During Rests:


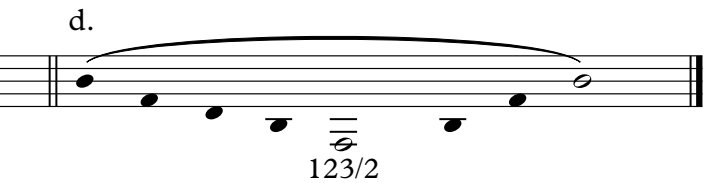
- Inhale for a natural, free release.
- Remove and replace mouthpiece, in coordination with aperture formation, at the release of the air.



JC Heisler



① a.  b. 



c.  d. 



② a.  b. 



c.  d. 


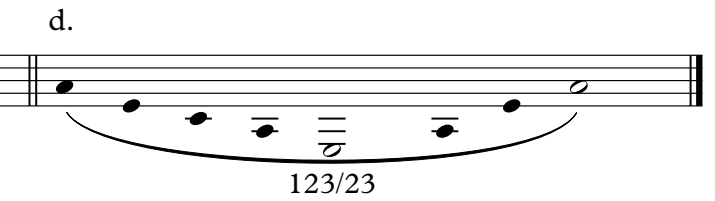
③ a.  b. 



c.  d. 

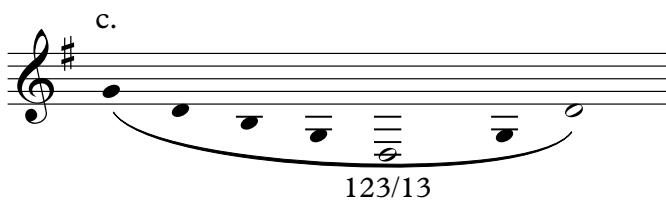

④ a.  b. 



c.  d. 


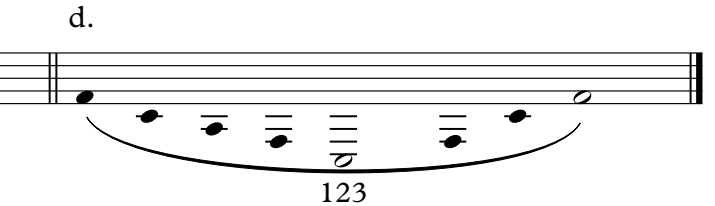
⑤ a.  b. 

c.  d. 

⑥ a.  b. 

c.  d. 

⑦ a.  b. 

c.  d. 

Trumpet Diatonics

Who Pedals #2

During Rests:

- Inhale for a natural, free release.
- Remove and replace mouthpiece, in coordination with aperture formation, at the release of the air.

JC Heisler

① a. b.

who

13/0 0 13/0 0 13/0

c. d.

13/0 0 13/0 13/0 0 13/0

② a. b.

123/2 2 123/2 2 123/2

c. d.

123/2 2 123/2 123/2 2 123/2

③ a. b.

123/1 1 123/1 1 123/1

c. d.

123/1 1 123/1 123/1 1 123/1

④ a. b.

123/12 12

123/12 12 123/12

c. d.

123/12 12 123/12

123/12 12 123/12

⑤ a. b.

123/23 23

123/23 23 123/23

c. d.

123/23 23 123/23

123/23 23 123/23

⑥ a. b.

123/13 13

123/13 13 123/13

c. d.

123/13 13 123/13

123/13 13 123/13

7 a. b.

123 123 123 123 123

c. d.

123 123 123 123 123 123


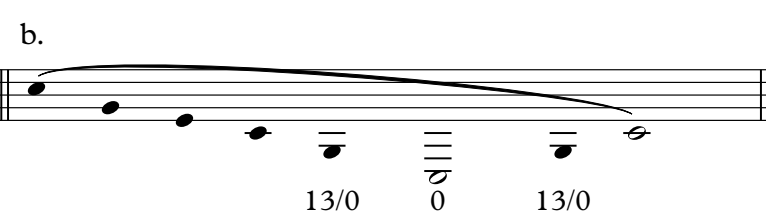
Trumpet Diatonics


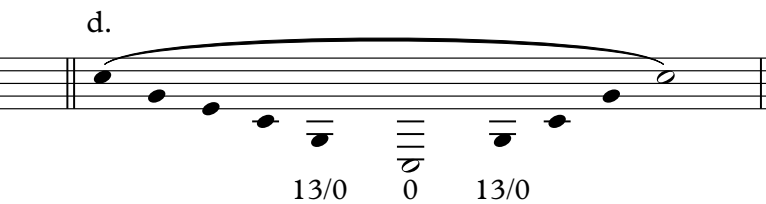
Who Pedals #2a


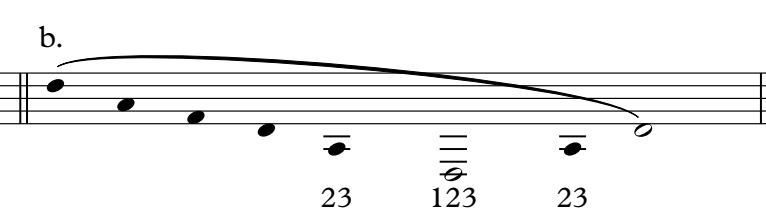
During Rests:



- Inhale for a natural, free release.
- Remove and replace mouthpiece, in coordination with aperture formation, at the release of the air.



JC Heisler



① a.  b. 

c.  d. 

② a.  b. 

c.  d. 

③ a.  b. 

c.  d. 

④ a. b.

123/23 123/23

c. d.

123/23 123/23

⑤ a. b.

123/12 123/12

c. d.

123/12 123/12

⑥ a. b.

123/1 123/1

c. d.

123/1 123/1

⑦ a. b.

123/2 123/2

c. d.

123/2 123/2

⑧ a. b.

13/0 13/0

c. d.



13/0 13/0









Trumpet Diatonics

Silent Night Pedals

JC Heisler

①







The image displays eight staves of musical notation, each representing a different brass instrument part. The notation is as follows:


- Staff 1:** Treble clef, key signature of one sharp (F#), 4/4 time signature. The melody starts on G4 and descends to G3. A fingering chart below shows the sequence of fingerings: 1, 2, 3, 4, 5, 1, 2, 3, 4, 5, 1, 2, 3, 4, 5, 1, 2, 3, 4, 5.
- Staff 2:** Treble clef, key signature of two sharps (F#, C#), 4/4 time signature. The melody starts on A4 and descends to A3. A fingering chart below shows the sequence of fingerings: 1, 2, 3, 4, 5, 1, 2, 3, 4, 5, 1, 2, 3, 4, 5, 1, 2, 3, 4, 5.
- Staff 3:** Treble clef, key signature of one sharp (F#), 3/4 time signature. The melody starts on G4 and descends to G3. A circled number '3' is above the first measure. A fingering chart below shows the sequence of fingerings: 1, 2, 3, 4, 5, 1, 2, 3, 4, 5, 1, 2, 3, 4, 5, 1, 2, 3, 4, 5.
- Staff 4:** Treble clef, key signature of three flats (Bb, Eb, Ab), 4/4 time signature. The melody starts on F4 and descends to F3. A fingering chart below shows the sequence of fingerings: 1, 2, 3, 4, 5, 1, 2, 3, 4, 5, 1, 2, 3, 4, 5, 1, 2, 3, 4, 5.
- Staff 5:** Treble clef, key signature of two sharps (F#, C#), 4/4 time signature. The melody starts on A4 and descends to A3. A fingering chart below shows the sequence of fingerings: 1, 2, 3, 4, 5, 1, 2, 3, 4, 5, 1, 2, 3, 4, 5, 1, 2, 3, 4, 5.
- Staff 6:** Treble clef, key signature of three flats (Bb, Eb, Ab), 4/4 time signature. The melody starts on F4 and descends to F3. A fingering chart below shows the sequence of fingerings: 1, 2, 3, 4, 5, 1, 2, 3, 4, 5, 1, 2, 3, 4, 5, 1, 2, 3, 4, 5.
- Staff 7:** Treble clef, key signature of three sharps (F#, C#, G#), 4/4 time signature. The melody starts on B4 and descends to B3. A fingering chart below shows the sequence of fingerings: 1, 2, 3, 4, 5, 1, 2, 3, 4, 5, 1, 2, 3, 4, 5, 1, 2, 3, 4, 5.
- Staff 8:** Treble clef, key signature of one flat (Bb), 4/4 time signature. The melody starts on F4 and descends to F3. A fingering chart below shows the sequence of fingerings: 1, 2, 3, 4, 5, 1, 2, 3, 4, 5, 1, 2, 3, 4, 5, 1, 2, 3, 4, 5.

etc...

④ Variations



TRUMPET DIATONICS



JC HEISLER